


COTEL



Christ in the Old Testament

Youth Bible Study

by Pat Kampenga

Master Copy: May be duplicated for the use of your group only.


Joy of Living Christ in the Old Testament Youth Bible Study

Copyright 1994 • **Joy of Living Bible Studies** • Ventura, CA
(800) 999-2703 • (805) 650-0838 • Fax: (805) 650-6730 • E-mail: info@joyofliving.org

Christ in the Old Testament

Youth Bible Study

by Pat Kampenga



Before you begin

An ideal curriculum for home-school, Bible class, Sunday School or personal Bible Study, **Joy of Living Youth Curriculum** is flexible and easy to use. Each lesson covers the same scripture passage as the adult **Joy of Living Study**.

Age:

This course encourages students of various ages to develop a habit of personal Bible study. Since the study requires reading the Bible and writing answers to the questions, the minimum age should be about 6 years old. Although the questions are geared to about age 10, older students will profit by gaining a basic knowledge of the Bible. Students over the age of 14 may be mature enough to study the adult Joy of Living course.

The lessons:

The study is divided into weekly units. Each week is divided into three sections:

- a suggested class schedule including craft and game ideas
- leader's lesson sheets (these contain the answers for the lesson completed by the students during the previous week)
- student questions for the next lesson (these are passed out at the end of the class)

Students complete the written lessons at home and are encouraged to do a few questions each day rather than trying to complete all the questions in one day. This will aid the students in developing a pattern of daily Bible Study. The "HARD" and "RISKY" questions are to inspire the student to think and reason and help them dig deeper into God's Word.

For homeschool or personal Bible study:

The curriculum may be used in a variety of ways. Following are a few suggestions:

- Lessons may be completed by the individual student and graded for accuracy. Discussion time is optional, although it is encouraged.
- Students within the same family or group may work on the lessons together. A discussion time with a parent or other adult is suggested.
- Adults may work one-on-one with the student(s) while they complete the lesson.
- Lessons may be used as part of family devotions. Read the portions of scripture aloud and use the questions to prompt discussion of the Bible passage.

For use with groups:

There is great flexibility in implementing this curriculum. Since each class has its own needs, space, finances, and time frame the class schedule is supplied as a general outline and can be changed to suit specific situations and needs.

Each class session has free time, recreation/snack time, question discussion time, and craft time.

Remember - Keep the pace moving to avoid boredom and trouble, while providing continuity.

Suggested time SCHEDULE to be adapted to individual group:

- 15 - 20 min. - unstructured free time
- 15 - 20 min. - game/snack time
- 15 - 20 min. - discussion time
- remaining time for craft

Helpful Hints for Groups

Facility/Equipment

- Whatever the class size, access to a gym or large game room is worthwhile for team play and group activities.
- If the church has the room, a separate cupboard for supplies is a plus.
- A volleyball or similar ball is good to have on hand for a variety of games.

Discussion Time

- Use the counting off system to divide the class into groups for discussion time. (Avoid, if possible, separating into groups according to age or family.)
- Each discussion group should have an adult leader. Older children should not be used (unless absolutely necessary) as leaders or sitters; they are there for fellowship and learning, too.
- With many of the questions there is no right or wrong answer. The questions are to encourage the student to think and reason and to dig deeper into God's Word. However, since discussion time is also a form of teaching, the leaders are given answers on their question sheets to aid them in the discussion, with occasional commentary insights added in brackets.
- As you discuss the lesson be careful not to belittle a student's opinion or idea. Even if the answer is wrong you can encourage the student by saying something similar to, "I like to see that you're thinking, do you think perhaps....(then give the correct answer)" or "I can see that you are thinking about the question, does anyone else have thoughts on this question?"

Teachers/Leaders/Helpers

- The number of leaders and helpers is determined by the size of the class. The ideal situation is one discussion leader per every 5 children.
- In addition to the main leader, it is helpful to have a game leader, and craft leader.
- Responsibilities are determined within each class structure.
- Parent volunteers may be requested when extra help is needed. If there is a large number of children, the parents have to volunteer only once or twice the entire year.
- Scheduling parents to bring treats is a financial bonus. Keeping cost to a minimum is being a good steward of God's resources.

Game Time

Although board games, puzzles, hidden pictures, crosswords, coloring, and quiet activities do not keep the attention of active children, they should not be ruled out as alternative game time activities. Ball games, races, or tag games are suggested and favored to holding everyone's interest.

Suggestions for obtaining craft ideas & supplies:

Garage/yard/rummage sales

library craft books

children's magazines

YMCA, Park & Recreation Dept., churches (almost every city has a summer program for children, which includes a craft time; they may have leftover craft supplies they would like to donate)

Supplies to have on hand for crafts not in kits:

glue, glue sticks, glue gun

scissors (at least 1 pair for every 2 students)

paint (tempera-washable)

paint brushes

paper towels

newspapers

construction paper

crayons

colored markers

colored pencils

paper cups, napkins (snack time)

various items to pass in relay races

balls, basketball, nerf, etc.

Bibliography

G. & C. Merriam Company, Publishers. *Webster's Seventh New Collegiate Dictionary*. Springfield, MA: G. & C. Merriam Company, Publishers, 1967.

Gospel Light Publications. *The Bible Story Clip Art Book*. Gospel Light Publications, Ventura, CA 93006, 1989.

Holt, Rinehart & Winston, editors. *The Holt Intermediate Dictionary of American English*, New York: Holt, Rinehart & Winston, Inc. 1967, 66.

McGee, J. Vernon. *Thru the Bible With J. Vernon McGee*. Pasadena, CA: Thru The Bible Radio Vol. 3, 5. Md. 1981

Moody Press, Publishers. *The New Unger's Bible Handbook*. Chicago, IL: Moody Bible Institute of Chicago. 1966.

Moody Press, Publishers. *Unger's Bible Dictionary*. Chicago, IL: Moody Bible Institute of Chicago. 1966.

Regal Books, Publishers. *The Bible Visual Resource Book*. Ventura, CA: Regal Books, A Division of Gospel Light Publications.

Shining Star Publishers. *Shining S*. Carthage, IL: Shining Star Publications.

Scripture quotations in this course are from:

The *Simplified Living Bible* (TSLB) copyright © 1990 by KNT Charitable Trust. *The Simplified Living Bible* is adapted from *The Living Bible*. copyright © 1971 owned by assignment by KNT Charitable Trust. Used by permission of Tyndale House Publishers, Inc., Box 80, Wheaton, Illinois 60189.

Also quoted in this course:

The Ryrie Study Bible, New American Standard Translation (NAS) copyright © 1976, 1978 by The Moody Bible Institute of Chicago. The Scripture text of the New American Standard Bible are used by permission of The Lockman Foundation, La Habra, California, © 1960, 1962, 1963, 1968, 1971, 1972, 1973, 1975, 1977.

The Guideposts Parallel Bible. King James Version (KJV), New International Version (NIV), Living Bible, Revised Standard Version (RSV), copyright © 1981 by The Zondervan Corporation, Grand Rapids, Michigan 49506.

Also quoted is the *Life Application Bible*, New International Version edition (NIV), published jointly by Tyndale House Publisher, Inc. and Zondervan Publishing House, copyright © 1988, 1989, 1990, 1991, by Tyndale House Publishers Inc., Wheaton, IL 60189.

Children's Ministry Resource Edition, (CMRE) The New King James Version, copyright © 1993 by Child Evangelism Fellowship, Inc. The Holy Bible, New King James Version, copyright © 1982 by Thomas Nelson, Inc., published by Thomas Nelson Publishers, Nashville, TN.

Christ in the Old Testament — Game & Craft List

	Game	Craft	Page
Week 1	Name Game	Angel Wall Hanging	7
Week 2	Scavenger Hunt	Envelope & Cards	12
Week 3	Floor Basketball	Crayon Stained Glass Sun Catcher	20
Week 4	Stunt Relay	Marble Painting	28
Week 5	Indoor Hopscotch	Decorated Pencil Holder	36
Week 6	Reverse Hide & Seek	Country Flags	44

CHRIST IN THE OLD TESTAMENT — WEEK ONE

NO LESSON DISCUSSION

15 - 20 min. free time — games, fellowship

15 - 20 min. snack and group recreation: NAME GAME CONCENTRATION

Form a circle. Each player is to say their name. If they know each other, have each one give an adjective for the letter of their first name. No two adjectives can be used for the same initial. Choose “IT”, who stands in center of circle. With each snap of his right hand fingers and then left hand fingers, “IT” calls out a name and then either says “left” or “right”. [Example: (snap right hand) John; (snap, left hand) right.] The one whose name is called snaps his fingers, one hand at a time while giving the name of the person sitting to the right or left. If he can’t name that person he becomes it. You can make this more difficult by aligning other descriptive words. This is a get-acquainted game.



15 - 20 min. discuss class rules

to end of class CRAFT: ANGEL WALL HANGING

MATERIALS

clear contact paper
glue
scissors, hole punch
yarn
glitter
construction paper or card stock
crayons, markers
cotton balls

Photocopy Bible verse on next page, one half-page for each child. Glue glitter to angel’s skirt and halo. Glue a light layer of cotton on the wings. Or, color angel. Glue onto construction paper or card stock. Cover finished angel with clear contact paper, and cut out. Punch holes at top; tie yarn to holes, ready for hanging.



CHRIST IN THE OLD TESTAMENT — LESSON 1

Before you begin your lesson:

- a. Pray for God's Holy Spirit to help you answer the questions.
- b. Some questions may be too hard; it's OK to write "I don't know."
- c. Think about what God's Word is telling you for today.
- d. With some questions, it might be helpful to write the scripture verse on your paper.

Read Exodus 25, verses 1 - 8.

1. Who is asking for an offering?

2. How is this offering to be given?

3. What do these verses say about giving?

Exodus 35:21

1 Chronicles 29:5b

2 Corinthians 8:12; 9:7

4. The Old Testament Israelites were to bring all kinds of offerings to God. What New Testament offering is found in Romans 12:1 that is pleasing to God?

5. God instructed Moses to have the Israelites build a sanctuary for Him so He could live with them What does 1 Corinthians 3:16 say about the place where God lives?

Read Leviticus chapter 1, verses 1 -13.

1. What does Leviticus 1:3,10 say is the burnt offering?
2. Of what material is the place where the offering was laid upon the altar made?
3. Why does each Israelite have to bring his own offering? See Leviticus 1:4 for your answer.
4. What do these verses say about spilling blood?

Leviticus 17:11

Hebrews 9:22

5. God gave Moses the pattern for sacrifice and giving. This was a picture of what Jesus Christ would do one day. According to the following scriptures, how did Jesus Christ complete the picture God gave Moses?

John 1:29

John 3:17

Galatians 3:13,14

1 Peter 1:18,19

1 Peter 2:24

6. What do these verses say? They are clues to the next question.

John 1:12

Romans 12:1

7. **CHALLENGE:** Since each Israelite had to bring his own offering, who brings your offering to God?

8. **PERSONAL:** Is God living in you? Are you His temple? Are you having trouble with sin? Why not pray 1 John 1:9, and Romans 12:1 and ask God's forgiveness? Present yourself to Him as a living sacrifice so He can live in you.

CHRIST IN THE OLD TESTAMENT — WEEK TWO

DISCUSSION — LESSON 1

15 - 20 minutes free time — games, fellowship

15 - 20 minutes snack and group recreation: SCAVENGER HUNT

Form into teams. Create a starting point, and give each team a list of the items found in your room, including some very difficult ones to find. Set a time limit for gathering these items. The first team to gather all items wins, unless time has been called, then the team with the most items wins.

15 - 20 minutes discuss LESSON 1

to end of class CRAFT: ENVELOPES AND CARDS

MATERIALS:

scissors

colored markers or crayons

glue

magazine pictures, or stencils for design

envelope pattern (see next page)

8 1/2" x 11" white paper or construction paper for envelopes

8 1/2" x 5 1/2" white paper or construction paper for cards

Before class, trace the envelope pattern from next page onto flattened cereal box cardboard. Have enough paper for each child to create as many envelopes and cards as desired. Five or six may be all that time will allow.

Trace the envelope pattern onto construction paper or white paper and cut out. Fold at dotted lines: sides first, then bottom; glue bottom flap to sides, making sure glue doesn't lap over onto envelope inside.

For cards, fold paper in half along the 8 1/2" side. Draw or trace picture or stencil onto front, or use magazine pictures, such as dogs, cats, birds, words, flowers, etc. Inside can remain blank or words can be added. Some ideas are "Get Well," "Happy Birthday," or "Thinking of You." Let the children be creative. When folded in half, these cards fit nicely into hand made envelopes.



Envelope Pattern

CHRIST IN THE OLD TESTAMENT — LESSON 1 — ANSWERS

Read Exodus 25, verses 1 - 8.

1. Who is asking for an offering? The Lord
2. How is this offering to be given? verse 1: “The Lord said to Moses, ‘Speak to the people of Israel. Tell them that **all who want to** may bring me an offering.’”
3. What do these verses say about giving?

Exodus 35:21 “Those whose hearts were stirred by God’s Spirit came with their offerings. They brought materials for the Tabernacle, its equipment, and for the holy clothing.”

1 Chronicles 29:5b “Who will give himself and all that he has to the Lord?”

2 Corinthians 8:12; 9:7 “If you are eager to give, it isn’t important how much you give. God wants you to give what you have, not what you haven’t got... Each person should decide how much he should give. No one should force him to give. God loves cheerful givers.”

4. The Old Testament Israelites were to bring all kinds of offerings to God. What New Testament offering is found in Romans 12:1 that is pleasing to God? “And so, dear brothers, I beg with you to give **your bodies** to God. Let them be a **holy, living sacrifice**, the kind he can accept. When you think of what he has done for you, is this too much to ask?”
5. God instructed Moses to have the Israelites build a sanctuary for Him so He could live with them. What does 1 Corinthians 3:16 say about the place where God lives? “You are God’s house. The Spirit of God lives among you in his house.”

Read Leviticus chapter 1, verses 1 - 13.

1. What does Leviticus 1:3,10 say is the burnt offering? “If the offering is a burnt offering **from the herd**, he is to offer a **male without defect**. If the offering is a burnt offering from the flock, **from either the sheep or the goats**, he is to offer a **male without defect**.”
2. Of what material is the place where the offering is laid upon the altar made? Wood
3. **HARD:** Why does each Israelite have to bring his own offering? See Leviticus 1:4 for your answer. “He is to lay his hand on the head of the burnt offering, and it will be accepted on his behalf to make atonement for him” (NIV). [The sacrifice is individual. When the worshipper placed his hands on the animal, he was giving, transferring, his sin to the sinless animal. He was confessing he deserved to die. Instead, the animal will die in his place, the original scapegoat.

This is a picture of what Jesus Christ did for sinners. By accepting what Christ did, you are accepting His substitutionary death for your sins.]

4. What do these verses say about spilling or shedding of blood?

Leviticus 17:11 “For the life of the flesh is in the blood. And I have given you the blood to sprinkle upon the altar as an atonement for your souls. It is the blood that makes atonement because it is the life.”

Hebrews 9:22 “In the old agreement almost everything was cleansed by sprinkling it with blood. Unless blood is shed there is no forgiveness of sins.”

5. God gave Moses the pattern for sacrifice and giving. This was a picture of what Jesus Christ would do one day. According to the following scriptures, how did Jesus Christ complete the picture God gave Moses?

John 1:29 “The next day John saw Jesus coming toward him. He said, ‘Look! There is the **Lamb of God** who takes away the world’s sin.’”

John 3:17 “God did not send his Son into the world to judge it. He sent his Son to **save it.**”
[Sacrifice]

Galatians 3:13,14 “But Christ has brought us out from under the doom of the law. He **took the curse for our sins upon himself.** The Bible says, ‘Anyone who is hanged on a tree is cursed.’ Now God can bless the Gentiles with this same blessing he promised to Abraham. All of us as Christians can have the promised Holy Spirit through this faith.”

1 Peter 1:18,19 “**God paid a ransom to save you** from the impossible way your fathers tried to take. The ransom he paid wasn’t gold or silver as you very well know. But he paid for you **with the precious blood of Christ. He was the sinless, spotless Lamb of God.**” [Shed blood]

1 Peter 2:24 “He himself bore our sins in his body on the tree [wood], so that we might die to sins and live for righteousness; by his wounds you have been healed” (NIV).

6. What do these verses say? They are clues to the next question.

John 1:12 “But to all who received him, he gave the right to become God’s children. All they needed to do was to believe in him.”

Romans 12:1 “And so, dear brothers, I beg with you to give your bodies to God. Let them be a **holy, living sacrifice, the kind he can accept.** When you think of what he has done for you, is that too much to ask?”

7. **CHALLENGE:** Since each Israelite had to bring his own offering, who brings your offering to God? [Each person must bring himself to God for salvation. The sinner must come to God for forgiveness. No one can depend on any family member to get his sins forgiven. When we confess our own sins, it's as if we are bringing the animal to God's altar and accepting the substitutionary death of Jesus Christ as our punishment for our sins.]

8. **PERSONAL:** Is God living in you? Are you His temple? Are you having trouble with sin? Why not pray 1 John 1:9 and Romans 12:1 and ask God's forgiveness? Present yourself to Him as a living sacrifice so He can live in you.

CHRIST IN THE OLD TESTAMENT - LESSON 2

Before you begin your lesson:

- Pray for God's Holy Spirit to help you answer the questions.
- Some questions may be too hard; it's ok to write "I don't know."
- Think about what God's Word is telling you for today.
- With some questions, it might be helpful to write the scripture verse on your paper.

This is a different kind of lesson than you have had in the past. You will be using your math skills to complete the lesson. Although there is no scripture to look up to complete the message, it is something you should have learned doing this study.

Do the math first. After you have finished the math, go to the message on the next page.

Use this letter

In the space above this number

A	$12 + 12$	=	
B	$15 - 7$	=	
C	2×2	=	
D	$15 \div 3$	=	
E	$47 + 52$	=	99
F	$146 + 42$	=	
G	12×12	=	
H	$17 - 6$	=	
I	$4 + 5$	=	
J	5×2	=	10
L	4×8	=	
M	$270 + 143$	=	
N	$4235 \div 5$	=	

- O 16 + 127 =
- P 2 + 1 =
- R 654 + 274 =
- S 3 + 9 = 12
- T 9 X 9 =
- U 10 X 4 =

In the section below each line has a number listed under it. These numbers correspond with your math answers. Each letter on the math portion will fit into at least one of the message spaces. Try filling in all spaces with the letters that match your math answers.

FINISHED MESSAGE:

<u>J</u>	<u>e</u>	<u>s</u>	<u>u</u>	<u>s</u>	<u>75</u>	<u>24</u>	<u>12</u>		
10	99	12	40	12					
<u>144</u>	<u>143</u>	<u>5</u>	<u>12</u>	<u>32</u>	<u>24</u>	<u>413</u>	<u>8</u>		
<u>75</u>	<u>9</u>	<u>81</u>	<u>11</u>	<u>143</u>	<u>40</u>	<u>81</u>			
<u>8</u>	<u>32</u>	<u>99</u>	<u>413</u>	<u>9</u>	<u>12</u>	<u>11</u>			
<u>12</u>	<u>24</u>	<u>4</u>	<u>428</u>	<u>9</u>	<u>188</u>	<u>9</u>	<u>4</u>	<u>99</u>	
<u>11</u>	<u>99</u>	<u>5</u>	<u>9</u>	<u>99</u>	<u>5</u>	<u>143</u>	<u>907</u>	<u>24</u>	
<u>81</u>	<u>928</u>	<u>99</u>	<u>99</u>	<u>11</u>	<u>9</u>	<u>12</u>			
<u>8</u>	<u>32</u>	<u>143</u>	<u>143</u>	<u>5</u>	<u>75</u>	<u>24</u>	<u>12</u>		
<u>12</u>	<u>11</u>	<u>99</u>	<u>5</u>	<u>188</u>	<u>143</u>	<u>928</u>	<u>413</u>	<u>99</u>	
<u>11</u>	<u>99</u>	<u>12</u>	<u>9</u>	<u>81</u>	<u>12</u>	<u>24</u>	<u>81</u>		
<u>144</u>	<u>143</u>	<u>5</u>	<u>12</u>	<u>928</u>	<u>9</u>	<u>144</u>	<u>11</u>	<u>81</u>	

11	24	907	5	75	11	99	907	9	
4	143	907	188	99	12	12	413	1	
12	9	907	12	11	99	188	143	928	
144	9	6	99	12	413	99	24	907	5
11	9	12	12	3	9	928	9	81	
4	143	413	99	12	81	143			
32	9	6	99	9	907	413	99		
9	4	24	907	4	143	413	99	81	143
11	9	413	9	907	4	143	907		
188	9	5	99	907	4	99	11	99	
32	143	6	99	12	413	99	24	907	5
12	143	413	99	5	24	1	9		
75	9	32	32	32	9	6	99	9	907
11	99	24	6	99	907	75	9	81	11
11	9	413							

CHRIST IN THE OLD TESTAMENT — WEEK THREE

DISCUSSION — LESSON 2

15 - 20 min. free time — games, fellowship

15 - 20 min. snack and group recreation: FLOOR BASKETBALL

Draw a large circle with a smaller one in the center. Players line up on outer circle. The Leader tosses the basketball to a player who tries to bounce it into the center floor hoop. If successful, a point is given. The Leader retrieves the basketball and tosses to another player until all players have had a chance. Next, the Leader calls out a player's name and tosses the ball to him; he must answer a biblical question and toss the basketball into the floor hoop. If answered correctly, a point is given in addition to the point for successfully making a basket. The player with the most points wins.

15 - 20 min. discuss LESSON 2

to end of class CRAFT: CRAYON STAINED GLASS SUN CATCHER

MATERIALS

wax paper
scissors
used crayons
iron
scissors
newspapers
potato peeler/grater
cookie cutters
yarn

Cover work area with newspapers. Use the peeler or grater to shave crayons onto 10" x 10" piece of wax paper, leaving space for light to shine through. Be sure to mix colors. Carefully lay another piece of wax paper on top. With iron set on low, gently move over wax paper until crayons are melted. Trace cookie cutters and cut out; or make own shapes and designs. Poke hole in the top and pull yarn through to hang.

CHRIST IN THE OLD TESTAMENT — LESSON 2 — ANSWERS

This is a different kind of lesson than you have had in the past. You will be using your math skills to complete the lesson. Although there is no scripture to look up to complete the message, it is something you should have learned doing this study.

Do the math first. After you have finished the math, go to the message on the next page.

Use this letter

In the space above this number

A	$12 + 12$	=	24
B	$15 - 7$	=	8
C	2×2	=	4
D	$15 \div 3$	=	5
E	$47 + 52$	=	99
F	$146 + 42$	=	188
G	12×12	=	144
H	$17 - 6$	=	11
I	$4 + 5$	=	9
J	5×2	=	10
L	4×8	=	32
M	$270 + 143$	=	413
N	$4235 \div 5$	=	907
O	$16 + 127$	=	143
P	$2 + 1$	=	3
R	$654 + 274$	=	928

S	$3 + 9$	=	12
T	9×9	=	81
U	10×4	=	40

In the section below each line has a number listed under it. These numbers correspond with your math answers. Each letter on the math portion will fit into at least one of the message spaces. Try filling in all spaces with the letters that match your math answers.

FINISHED MESSAGE:

<u>J</u>	<u>e</u>	<u>s</u>	<u>u</u>	<u>s</u>	<u>w</u>	<u>a</u>	<u>s</u>		
10	99	12	40	12	75	24	12		
<u>G</u>	<u>o</u>	<u>d</u>	<u>'s</u>		<u>l</u>	<u>a</u>	<u>m</u>	<u>b</u>	
144	143	5	12		32	24	413	8	
<u>w</u>	<u>i</u>	<u>t</u>	<u>h</u>	<u>o</u>	<u>u</u>	<u>t</u>			
75	9	81	11	143	40	81			
<u>b</u>	<u>l</u>	<u>e</u>	<u>m</u>	<u>i</u>	<u>s</u>	<u>h</u>			
8	32	99	413	9	12	11			
<u>s</u>	<u>a</u>	<u>c</u>	<u>r</u>	<u>i</u>	<u>f</u>	<u>i</u>	<u>c</u>	<u>e</u>	
12	24	4	428	9	188	9	4	99	
<u>H</u>	<u>e</u>		<u>d</u>	<u>i</u>	<u>e</u>	<u>d</u>	<u>o</u>	<u>n</u>	<u>a</u>
11	99		5	9	99	5	143	907	24
<u>t</u>	<u>r</u>	<u>e</u>	<u>e</u>		<u>H</u>	<u>i</u>	<u>s</u>		
81	928	99	99		11	9	12		
<u>b</u>	<u>l</u>	<u>o</u>	<u>o</u>	<u>d</u>	<u>w</u>	<u>a</u>	<u>s</u>		
8	32	143	143	5	75	24	12		
<u>s</u>	<u>h</u>	<u>e</u>	<u>d</u>		<u>f</u>	<u>o</u>	<u>r</u>	<u>m</u>	<u>e</u>
12	11	99	5		188	143	928	413	99
<u>H</u>	<u>e</u>		<u>s</u>	<u>i</u>	<u>t</u>	<u>s</u>	<u>a</u>	<u>t</u>	
11	99		12	9	81	12	24	81	
<u>G</u>	<u>o</u>	<u>d</u>	<u>'s</u>		<u>r</u>	<u>i</u>	<u>g</u>	<u>h</u>	<u>t</u>
144	143	5	12		928	9	144	11	81
<u>h</u>	<u>a</u>	<u>n</u>	<u>d</u>		<u>W</u>	<u>h</u>	<u>e</u>	<u>n</u>	<u>I</u>
11	24	907	5		75	11	99	907	9
<u>c</u>	<u>o</u>	<u>n</u>	<u>f</u>	<u>e</u>	<u>s</u>	<u>s</u>	<u>m</u>	<u>y</u>	
4	143	907	188	99	12	12	413	1	
<u>s</u>	<u>i</u>	<u>n</u>	<u>s</u>		<u>H</u>	<u>e</u>	<u>f</u>	<u>o</u>	<u>r</u>
12	9	907	12		11	99	188	143	928

g i v e s m e , a n d
 144 9 6 99 12 413 99 24 907 5

H i s S p i r i t
 11 9 12 12 3 9 928 9 81

c o m e s t o
 4 143 413 99 12 81 143

l i v e i n m e .
 32 9 6 99 9 907 413 99

I c a n c o m e t o
 9 4 24 907 4 143 413 99 81 143

H i m i n c o n -
 11 9 413 9 907 4 143 907

f i d e n c e . H e
 188 9 5 99 907 4 99 11 99

l o v e s m e , a n d
 32 143 6 99 12 413 99 24 907 5

s o m e d a y I
 12 143 413 99 5 24 1 9

w i l l l i v e i n
 75 9 32 32 32 9 6 99 9 907

h e a v e n w i t h
 11 99 24 6 99 907 75 9 81 11

H i m .
 11 9 413

FINISHED MESSAGE:

Jesus was God's lamb without blemish sacrifice. He died on a tree. His blood was shed for me. He sits at God's right hand. When I confess my sins, He forgives me, and His Spirit comes to live in me. I can come to Him in confidence. He loves me, and someday I will live in heaven with Him.

CHRIST IN THE OLD TESTAMENT — LESSON 3

Before you begin your lesson:

- a. Pray for God's Holy Spirit to help you answer the questions.
- b. Some questions may be too hard; it's OK to write "I don't know".
- c. Think about what God's Word is telling you for today.
- d. With some questions, it might be helpful to write the scripture verse on your paper.

In Isaiah 6:1-5 is the story of Isaiah's call from God to minister, or to be the prophet, to the kingdom of Judah, which is called the southern kingdom.

God led the Israelites out of Egypt to conquer the land and people of Canaan. When this was done, God gave the nation of Israel judges to rule over them. But the people were not happy about this. They wanted a king, just like the other nations around them. So Saul, David, and Solomon were their first kings. After Solomon died, his son Rehoboam became the next king, but not for long.

Before Solomon died, the prophet Ahijah told Jeroboam, a high official in Solomon's court, that he would rule over ten tribes of Israel (1 Kings 11:26-43). As a result of Ahijah's prophecies, Jeroboam has to flee for his life to Egypt.

When Rehoboam, Solomon's son, takes the throne over all Israel, Jeroboam asks him to reduce the high taxes Solomon had charged the ten tribes living in northern Israel. But Rehoboam raises them instead. That's when Jeroboam leads the ten tribes in a revolt against Rehoboam. These ten northern tribes, called Israel, then turn to idolatry (1 Kings 12). After many years of idolatry this nation is taken into captivity to Assyria.

Now is the time when Isaiah receives his call from God to be a prophet to the southern kingdom of Judah. Isaiah's responsibility is to remind the people of their sinful nature and to return to a right relationship with God. He will tell them of future events regarding Judah and the coming Messiah.

Our study will include Isaiah's call, or appointment, Isaiah 6:1-5; how to stay true to God, or to be holy, Isaiah 8:11-14; and the story of Hezekiah, various verses from Isaiah chapters 36 - 38.

Read Isaiah chapter 6, verses 1 - 5.

1. When did Isaiah see the Lord sitting on a throne according to Isaiah 6:1?

2. Read 2 Chronicles 26:1-5, 16. What do you find out about King Uzziah?

3. What does Proverbs 16:18,19 say about being proud? If you have a Living Bible, you may wish to use it.

4. **RISKY**: What picture comes to your mind when you hear about someone sitting on a throne?

5. What does 1 Timothy 6:15 say about kings?

6. What were the seraphs singing to each other in Isaiah 6:3?

7. What did Isaiah say about himself in Isaiah 6:5?

8. **PERSONAL**: Sometimes we think we're pretty good people. We haven't done anything **REALLY** bad. Our sins seem to be simple and little. Yet when Isaiah saw God's holiness and glory he knew he was a sinner. He knew he didn't even come close to God's perfection. Do you ever feel you are without sin? What do these verses say about sin?

1 John 1:8, 10

1 John 1:9

Read Isaiah chapter 8, verses 11 - 14.

1. What did the Lord warn Isaiah about in Isaiah 8:11b?
2. What does Psalm 1:1 say happens when people follow God's warning?
3. **HARD:** Just as Isaiah wasn't supposed to act like the people around him (he was to be separate from them), so Christians aren't to live like people who aren't Christians. They are to be holy. But how can that happen? What do the following verses say that will help you answer this question?

Leviticus 20:26

Leviticus 20:8

John 14:21

Read Isaiah chapter 36, verses 13 - 22.

Hezekiah is the king of Judah, and Sennacherib is the king of Assyria. He has attacked Judah and captured many cities. Sennacherib sends a messenger to Hezekiah in Jerusalem with a message of surrender. This field commander makes fun of Hezekiah's army, and even bets him 2,000 horses if there are 2,000 men in Jerusalem to defend it. But the field commander is sure of this bet. Somehow he knows that Hezekiah has asked the king of Egypt for help, and he jokes that the Egyptians will never come to help Hezekiah. He then brags that even the Lord God won't defend the people of Judah. He wants to make a deal with Hezekiah. So, Hezekiah sends out his messengers to talk about making a pact. Hezekiah's men want the field commander to speak in Aramaic instead of

Hebrew so that the common people won't hear the deal that's being made. The field commander wants to scare the people, so he doesn't agree. He wants them to hear how strong the king of Assyria is and just what his army will do to the people of Jerusalem. His threat includes the fact that the people will go without food and water for so long that they will eat their own dung and drink their own urine (verse 12).

1. What does the commander of the army say about Hezekiah in Isaiah 36:14,15?
2. What does the king of Assyria want these people to do?
3. The field commander wants the people to trust him and the king of Assyria. Yet where should we put our trust according to Psalm 146:3?
4. What does Isaiah 10:12 say God will someday do to the king of Assyria?
5. How did the people respond in Isaiah 36:21 to the field commander after his prideful statement?
6. **RISKY:** What answer in 1 Timothy 2:23-26 should a Christian give someone who doesn't know God, but who wants to argue about Him?
7. **PERSONAL:** How do you respond when someone wants to fight or argue about God and what His word says?

CHRIST IN THE OLD TESTAMENT — WEEK FOUR

DISCUSSION — LESSON 3

15 - 20 minutes free time — games, fellowship

15 - 20 minutes snack and group recreation: STUNT RELAY

Form into teams. Players decide which stunts they want to perform on their way to the goal line. Each player does the stunt, and upon reaching the goal line runs back to his team, tags the next player, and goes to the end of the line. The next player performs a different stunt on the way to the goal line and runs back to his team, and so on. Stunts could include: skipping, hopping on one foot, running backwards, dribbling a ball, crab walk, etc.

15 - 20 minutes discuss LESSON 3

to end of class CRAFT: MARBLE PAINTING

MATERIALS

marbles
9 x 12 rectangular pan
liquid tempera paint
construction paper

Place paper in pan. Drop 1 - 2 teaspoons of paint into center of paper. Using 2 or 3 marbles, roll around in pan and through the paint to create a picture/design. Experiment with differently shaped paper and multiple colors of paint. Remove paper when finished and allow to dry.

CHRIST IN THE OLD TESTAMENT — LESSON 3 — ANSWERS

In Isaiah 6:1-5 is the story of Isaiah's call from God to minister, or to be the prophet, to the kingdom of Judah, which is called the southern kingdom.

God led the Israelites out of Egypt to conquer the land and people of Canaan. When this was done, God gave the nation of Israel judges to rule over them. But the people were not happy about this. They wanted a king, just like the other nations around them. So Saul, David, and Solomon were their first kings. After Solomon died, his son Rehoboam became the next king, but not for long.

Before Solomon died, the prophet Ahijah told Jeroboam, a high official in Solomon's court, that he would rule over ten tribes of Israel (1 Kings 11:26-43). As a result of Ahijah's prophecies, Jeroboam has to flee for his life to Egypt.

When Rehoboam, Solomon's son, takes the throne over all Israel, Jeroboam asks him to reduce the high taxes Solomon had charged the ten tribes living in northern Israel. But Rehoboam raises them instead. That's when Jeroboam leads the ten tribes in a revolt against Rehoboam. These ten northern tribes, called Israel, then turn to idolatry (1 Kings 12). After many years of idolatry this nation is taken into captivity to Assyria.

Now is the time when Isaiah receives his call from God to be a prophet to the southern kingdom of Judah. Isaiah's responsibility is to remind the people of their sinful nature and to return to a right relationship with God. He will tell them of future events regarding Judah and the coming Messiah.

Our study will include Isaiah's call, or appointment, Isaiah 6:1-5; how to stay true to God, or to be holy, Isaiah 8:11-14; and the story of Hezekiah, various verses from Isaiah chapters 36 - 38.

Read Isaiah chapter 6, verses 1 - 5.

1. When did Isaiah see the Lord sitting on a throne according to Isaiah 6:1? The year King Uzziah died.
2. Read 2 Chronicles 26:1-5,16. What do you find out about King Uzziah? 1. He was 16 when he was crowned king. 2. He rebuilt the city of Elath and brought it back under the rule of Judah. 3. He ruled for 52 years in Jerusalem. 4. His mother's name was Jecoliah and she lived in Jerusalem also. 5. His father was Amaziah, a good king. 6. He was a good king as long as the prophet Zechariah lived. 7. God blessed him as long as he followed God's leading. 8. He became proud. 9. He sinned against God.
3. What does Proverbs 16:18,19 say about being proud? If you have a Living Bible, you may wish to use it. "Pride will destroy you. It will make you fall. Better poor and humble than proud and rich."

4. **RISKY:** What picture comes to your mind when you hear about someone sitting on a throne? [The one on the throne is either a king or queen and has the right to rule over people.]
5. What does 1 Timothy 6:15 say about kings? “For in his own time Christ will be revealed from Heaven. The blessed and only Almighty God will do this. He is the King of kings and Lord of lords.”
6. What were the seraphs singing to each other in Isaiah 6:3? “In a great chorus they sang, ‘Holy, holy, holy is the Lord of Heaven’s armies. The whole earth is filled with his glory.’”
7. What did Isaiah say about himself in Isaiah 6:5? “Then I said, ‘I will surely die! For I am a sinner, and my mouth isn’t pure. And I live among a people who are also sinful. But I have looked upon the King, the Lord of Heaven’s armies!’” [The term Isaiah used, “unclean lips,” means he recognized himself as a sinner in thought, word and deed.]
8. **PERSONAL:** Sometimes we think we’re pretty good people. We haven’t done anything REALLY bad. Our sins seem to be simple and little. Yet when Isaiah saw God’s holiness and glory he knew he was a sinner. He knew he didn’t even come close to God’s perfection. Do you ever feel you are without sin? What do these verses say about sin?

1 John 1:8,10 “If we say that we have no sin, we are fooling ourselves. We are refusing to accept the truth. If we say we haven’t sinned, we make God a liar. For he says we have sinned.”

1 John 1:9 “If we confess our sins, he can be depended on to forgive us. He will cleanse us from every wrong. It is proper for God to do this because Christ died for our sins.”

Read Isaiah chapter 8, verses 11 - 14.

1. What did the Lord warn Isaiah about in Isaiah 8:11b? “The Lord spoke to me with his strong hand upon me, warning me not to follow the way of this people” (NIV).
2. What does Psalm 1:1 say happens when people follow God’s warning? “Oh, the joys of those who do not listen to the advice of evil people! They do not hang around with sinners. They do not laugh at the things of God.”
3. **HARD:** Just as Isaiah wasn’t supposed to act like the people around him (he was to be separate from them), so Christians aren’t to live like people who aren’t Christians. They are to be holy. But how can that happen? What do the following verses say that will help you answer this question?
Leviticus 20:26 “You shall be holy to me, for I the Lord am holy. I have set you apart from all other peoples to be mine.”

Leviticus 20:8 “You must obey all of my commands. For I am the Lord who sanctifies you.”

John 14:21 “The one who obeys me is the one who loves me. And because he loves me, my Father will love him. And I will, too. Furthermore, I will reveal myself to him.”

Read Isaiah chapter 36, verses 13 - 22.

Hezekiah is the king of Judah, and Sennacherib is the king of Assyria. He has attacked Judah and captured many cities. Sennacherib sends a messenger to Hezekiah in Jerusalem with a message of surrender. This field commander makes fun of Hezekiah’s army, and even bets him 2,000 horses if there are 2,000 men in Jerusalem to defend it. But the field commander is sure of this bet. Somehow he knows that Hezekiah has asked the king of Egypt for help, and he jokes that the Egyptians will never come to help Hezekiah. He then brags that even the Lord God won’t defend the people of Judah. He wants to make a deal with Hezekiah. So, Hezekiah sends out his messengers to talk about making a pact. Hezekiah’s men want the field commander to speak in Aramaic instead of Hebrew so that the common people won’t hear the deal that’s being made. The field commander wants to scare the people, so he doesn’t agree. He wants them to hear how strong the king of Assyria is and just what his army will do to the people of Jerusalem. His threat includes the fact that the people will go without food and water for so long that they will eat their own dung and drink their own urine (verse 12).

1. What does the commander of the army say about Hezekiah in Isaiah 36:14,15? “Don’t let Hezekiah fool you. Nothing he can do will save you. Don’t let him talk you into trusting in the Lord. Don’t let him tell you that the Lord won’t let you be defeated by Assyria.”
2. What does the king of Assyria want these people to do? verse 16: “Don’t listen to Hezekiah. This is what the king of Assyria is offering you: You must give me a present as a sign that you have given up. You must open Jerusalem’s gates and come out. Then I will let you each have your own farm and garden and water.”
3. The field commander wants the people to trust him and the king of Assyria. Yet where should we put our trust according to Psalm 146:3? “Don’t look to men for help. Their greatest leaders fail.”
4. What does Isaiah 10:12 say God will someday do to the king of Assyria? “The Lord will use the king of Assyria to do what he wants. But then he will turn on the Assyrians and punish them too. For they are very proud.”
5. How did the people respond in Isaiah 36:21 to the field commander after his prideful statement? “But the people were silent and didn’t answer. For Hezekiah had told them to say nothing.”
6. **RISKY:** What answer in 1 Timothy 2:23-26 should a Christian give someone who doesn’t know God, but who wants to argue about Him? “Again I say, **don’t get involved in foolish arguments.**”

They only upset people and make them angry. **God's people must not argue. They must be gentle, patient teachers** of those who are wrong. Be **humble** when you teach those who are against the truth. If you are humble, God may turn them back to what is true. Then they will come to their senses and escape from Satan's trap. He uses it to catch them whenever he likes. Then they can begin doing the will of God."

7. **PERSONAL:** How do you respond when someone wants to fight or argue about God and what His word says?

CHRIST IN THE OLD TESTAMENT — LESSON 4

Before you begin your lesson:

- a. Pray for God's Holy Spirit to help you answer the questions.
- b. Some questions may be too hard; it's OK to write "I don't know."
- c. Think about what God's Word is telling you for today.
- d. With some questions, it might be helpful to write the scripture verse on your paper.

Read Isaiah chapter 37, verses 1 - 20.

1. What did Hezekiah do when he was told about the field commander's speech?

2. King Hezekiah's palace officials brought a message from him to Isaiah. What is the message Isaiah sent back to Hezekiah as recorded in Isaiah 37:6,7?

3. What does Romans 12:19 say to show God takes care of His people?

4. The king of Assyria sent Hezekiah a letter telling him not to depend on the army that was coming his way to help him. It also told him not to depend on God to take care of him either. This king was trying to shake Hezekiah up, to make him distrust God. What does Hezekiah do in Isaiah 37:14?

5. **RISKY:** What was the first thing Hezekiah did when he began to pray?

6. **CHALLENGE:** Read Psalm 150. What is this Psalm about?

7. **PERSONAL:** Do your prayers include praise and requests?

Read Isaiah 37, verses 21 - 38.

1. In Isaiah 37:21-38, God tells Hezekiah through the prophet Isaiah how He is going to destroy Sennacherib. What is God going to do for Jerusalem according to Isaiah 37:33-34?
2. What is the reason given in Isaiah 37:35 that God was going to do this?
3. Sennacherib thought his gods were more powerful than Hezekiah's God. But what does Isaiah 37:38 say happened to Sennacherib?

Read Isaiah 38, verses 1 - 8, and 2 Kings 20, verses 5 - 11.

1. What is wrong with Hezekiah in Isaiah 38:1a?
2. What did Isaiah tell the king?
3. How did Hezekiah react to the news Isaiah gave him?
4. What was God's answer to Hezekiah's prayer and tears according to 2 Kings 20:5,6?

5. Hezekiah wanted proof from Isaiah that God was going to do this. What does 2 Kings 20:10 say is the sign he asked for in order to know God would fulfill His promise?

Read Isaiah chapter 39, verses 1 - 8.

The Assyrian army has returned home. Jerusalem is not in danger of being attacked. The king of Assyria, Sennacherib, has been killed. Hezekiah is well.

1. How did Hezekiah feel about the letter and present the king of Babylon sent him?
2. **RISKY:** Was Isaiah happy about Hezekiah's actions? How do you know this? Give the reason and the verse or verses for your answer.
3. **HARD:** Read Daniel 1:1. How was Isaiah's prophecy fulfilled?
4. According to Daniel 1:6,7, who else was in this group of people?
5. Many years had passed from the time of the prophecy of the destruction of Jerusalem until it finally happened. Add up the years the following kings ruled over Judah to find out about how much time had gone by.

KING	YEARS RULED
Hezekiah (after prophecy)	15 years
Manasseh	55 years
Amon	2 years
Josiah	31 years
Jehoahaz	3 months**
Jehoiakim	<u>11 years</u>

CHRIST IN THE OLD TESTAMENT — WEEK FIVE

DISCUSSION — LESSON 4

- 15 - 20 minutes free time — games, fellowship
- 15 - 20 minutes snack and group recreation: INDOOR HOPSCOTCH
- Each player is its own team. Draw the hopscotch on the floor using string or masking tape. Use wadded up paper for lagers. Play as Outdoor Hopscotch.
- 15 - 20 minutes discuss LESSON 4
- to end of class CRAFT: DECORATED PENCIL HOLDER

MATERIALS

clean, empty soup cans with no sharp edges
crayons/colored pencils
tempera paint/brushes
white paper cut to fit around cans like a label
glue

Draw and color or paint a picture depicting a scene from this lesson on the white paper. Glue around outside of can.

Note: The daily study questions were based on the entire study of Hebrews (including Christ in the Old Testament) We apologize for any confusion.

CHRIST IN THE OLD TESTAMENT — LESSON 4 — ANSWERS

Read Isaiah chapter 37, verses 1 - 20.

1. What did Hezekiah do when he was told about the field commander's speech? verse 1b: "He tore his robes and dressed in coarse cloth used for making sacks. This was a sign that he was humble and sad. Then he went over to the Temple to pray." [The tearing of one's clothes is a very old historical custom. The clothes a person wore represented his personality. The tearing of one's clothes indicated the person was suffering from an inner hurt.]
2. King Hezekiah's palace officials brought a message from him to Isaiah. What is the message Isaiah sent back to Hezekiah as recorded in Isaiah 37:6,7? "Don't be upset by this speech from the servant of the king of Assyria. Don't worry about his insults to God. For a report from Assyria will soon reach the king. It will say that he is needed at home right away. So he will go back to his own land. And when he gets there, I will have him killed."
3. What does Romans 12:19 say to show God takes care of His people? "Dear friends, if people are mean to you, don't try to get even. Leave that to God. He has said that he will pay them back."
4. The king of Assyria sent Hezekiah a letter telling him not to depend on the army that was coming his way to help him. Also, he shouldn't depend on God to take care of him either. This king was trying to shake Hezekiah up; to make him distrust God. What does Hezekiah do in Isaiah 37:14? He went to the temple to pray.
5. **RISKY:** What was the first thing Hezekiah did when he began to pray? He praised God for who He is.
6. **CHALLENGE:** Read Psalm 150. What is this Psalm about? Praising God.

[Psalm 150, recorded below is from the *Simplified Living Bible Text*]

Praise the Lord!

Yes, praise the Lord!

Praise him in his Temple.

Praise him in the heavens he made with his mighty power.

Praise him for his mighty works.

Praise his greatness, which is beyond compare.

Praise him with the trumpet and with lute and harp.

Praise him with the drums and dancing.

Praise him with stringed instruments and horns.

Praise him with the cymbals.

Yes, play loud clanging cymbals.

Let everything alive give praises to the Lord!
You, too, praise him!
Praise the Lord!

7. **PERSONAL:** Do your prayers include praise and requests?

Read Isaiah 37, verses 21 - 38.

1. In Isaiah 37:21-38, God tells Hezekiah through the prophet Isaiah how He is going to destroy Sennacherib. What is God going to do for Jerusalem according to Isaiah 37:33-34? “As for the king of Assyria, his armies shall not enter Jerusalem. They shall never shoot their arrows there. They shall not march outside its gates. And they shall never build up an earthen ramp against its walls. He will go back to his own country by the road he came on. He will not enter this city, says the Lord.”
2. What is the reason given in Isaiah 37:35 that God was going to do this? “**For my own honor** I will defend it. And I will rescue it in memory of my servant David.”
3. Sennacherib thought his gods were more powerful than Hezekiah’s God. But what does Isaiah 37:38 say happened to Sennacherib? “And one day he went to worship in the temple of Nisroch his god. While he was there, his sons Adrammelech and Sharezer killed him with their swords. Then they escaped into the land of Ararat. And Esarhaddon, his son, became king.” [God said this would happen in Isaiah 37:7.]

Read Isaiah 38, verses 1 - 8, and 2 Kings 20, verses 5 - 11.

1. What is wrong with Hezekiah in Isaiah 38:1a? “It was just before all this that Hezekiah became deathly sick.” [There are varying views as to the time of this incident. Some suggest this chapter is out of chronological order. Others suggest Hezekiah became ill at the same time of the Assyrian invasion. Hezekiah reigned 29 years (2 Kings 18:2); the Assyrians besieged Jerusalem in the fourteenth year of his reign (Isaiah 36:1); he reigned another fifteen years after this illness (Isaiah 38:4).]
2. What did Isaiah tell the king? “Set your affairs in order, for you are going to die. You will not get better from this sickness.” [Speculation is that he could have had cancer or leprosy; in any case, the disease was terminal.]
3. How did Hezekiah react to the news Isaiah gave him? “When Hezekiah heard this, **he turned his face to the wall. Then he prayed:** ‘O Lord, don’t you remember how true I’ve been to you? Have you forgotten how I’ve always tried to obey you?’ Then **he broke down with great sobs.**”

4. What was God's answer to Hezekiah's prayer and tears according to 2 Kings 20:5,6? “Go back to Hezekiah, the leader of my people. Tell him that the Lord God of his ancestor David has heard his prayer. Tell him the Lord has seen his tears. I will heal him! Three days from now he will be out of bed and at the Temple! I will add 15 years to his life. And I will save him and this city from the king of Assyria. I will do this for the glory of my own name. And I will do it for the sake of my servant David.” [Some may question God changing His mind. It isn't so much that God changes His mind as that He waits for us to see His hand in a given situation and to pray for His help and guidance.]
5. Hezekiah wanted proof from Isaiah that God was going to do this. What does 2 Kings 20:10 say is the sign he asked for in order to know God would fulfill His promise? “The shadow always moves forward,” Hezekiah replied. ‘Make it go backward.’”

Read Isaiah chapter 39, verses 1 - 8.

The Assyrian army has returned home. Jerusalem is not in danger of being attacked. The king of Assyria, Sennacherib, has been killed. Hezekiah is well.

1. How did Hezekiah feel about the letter and present the king of Babylon sent him? “**This made Hezekiah very happy.** So he took the messengers from Babylon on a tour of the palace. He showed them his treasure house full of silver, gold, spices, and perfumes. He took them into his jewel rooms too. **He opened to them all his treasures. He showed them everything.**”
2. **RISKY:** Was Isaiah happy about Hezekiah's actions? How do you know this? Give the reason and the verse or verses for your answer. [No. The question in verse 4: “How much have they seen?” asked Isaiah” indicates Isaiah's displeasure. In verses 5,6,7 is a sad prophecy from the Lord.]
3. **HARD:** Read Daniel 1:1. How was Isaiah's prophecy fulfilled? “**Babylon's King Nebuchadnezzar attacked Jerusalem with his armies. This happened three years after King Jehoiakim began to rule in Judah. And the Lord gave Nebuchadnezzar victory over Jehoiakim. After conquering Jerusalem, he went home to Babylon. He took along some of the holy cups from the Temple of God. He put them in the temple of his god in the land of Shinar.**”
4. According to Daniel 1:6,7, who else was in this group of people? “**Daniel, Hananiah, Mishael, and Azariah were four of the young men chosen. They were all from the tribe of Judah. But their teacher gave them Babylonian names. Their names were as follows: Daniel was called Belteshazzar. Hananiah was called Shadrach. Mishael was called Meshach. Azariah was called Abednego.**”
5. Many years had passed from the time of the prophecy of the destruction of Jerusalem until it finally happened. Add up the years the following kings ruled over Judah to find out about how much time had gone by.

KING

YEARS RULED

Hezekiah (after prophecy)

15 years

Manasseh

55 years

Amon

2 years

Josiah

31 years

Jehoahaz

3 months**

Jehoiakim

11 years

114 years, 3 months

CHRIST IN THE OLD TESTAMENT — LESSON 5

Before you begin your lesson:

- Pray for God's Holy Spirit to help you answer the questions.
- Some questions may be too hard; it's OK to write "I don't know."
- Think about what God's Word is telling you for today.
- With some questions, it might be helpful to write the scripture verse on your paper.

This year we studied the book of Hebrews and some chapters in the book of Isaiah. To test your memory about the book of Hebrews, try filling in the blanks below without looking up the scripture. First, fill in the numbered spaces with the right word. If you need help, look up the scripture reference.

- Jesus is _____ to angels.
16 18 14 5 15 8 13 15 Hebrews 1:4.
- Jesus helps us when we are tempted because He was also
_____. Hebrews 2:18.
17 5 11 14 17 5 4
- If you hear His voice don't _____
1 15 4 5 12 7
_____. Hebrews 3:7,8.
21 13 18 15 7 5 1 15 17
- He is our High Priest. _____ . Hebrews 4:14.
9 5 16 18 16
- Jesus did not _____ . Hebrews 4:15.
16 8 12
- God will not forget the work and _____ we have shown.
10 13 19 5 Hebrews 6:10.

7. God always tells the truth, because God does not _____ . Hebrews 6:20
 10 8 5

8. Man does this only once. _____ . Hebrews 9:27.
 4 8 5

9. We need to do this with a sincere or true heart. _____
 4 15 1 20

_____ . Hebrews 10:22
 12 5 1 15 17 13 7 8 11

10. It is through _____ we know how the universe
 was made. 6 1 8 17 7 Hebrews 11:1

11. Unless we have faith, we cannot _____ God.
 Hebrews 11:6 14 10 5 1 16 5

12. We are surrounded by these people. _____
 1 3 10 13 18 4

_____ .
 13 6 20 8 17 12 5 16 16 5 16
 Hebrews 12:1

13. The Lord disciplines those people He _____ .
 Hebrews 12:6 10 13 19 5 16

14. The Lord is our _____ . Hebrews 12:6
 7 5 10 14 5 15

15. Our lips offer a sacrifice of _____ .
 Hebrews 13:15 14 15 1 8 16 5

16. Leaders should be _____ . Hebrews 13:17
 13 2 5 21 5 4

Now fill in the same numbered spaces in the Bible verses quoted below.

2 5 10 8 5 19 5 8 12 17 7 5

10 13 15 4 9 5 16 18 16 , 1 12 4

21 13 18 20 8 10 10 2 5

16 1 19 5 4 . Acts 16:31 (NIV)

17 7 5 15 5 8 16 16 1 10 19 1

17 8 13 12 8 12 12 13 13 12 5

5 10 16 5 ! 18 12 4 5 15 1 10 10

7 5 1 19 5 12 17 7 5 15 5

8 16 12 13 13 17 7 5 15

12 1 11 5 6 13 15 11 5 12 17 13

3 1 10 10 18 14 13 12 17 13

16 1 19 5 17 7 5 11 . Acts 4:12 (SLBT)

CHRIST IN THE OLD TESTAMENT — WEEK SIX

DISCUSSION — LESSON 5

15 - 20 min. free time — games, fellowship

15 - 20 min. snack and group recreation: REVERSE HIDE & SEEK

In the original version of Hide & Seek, everyone hides and “IT” tries to find them. In this version, “IT” is given time to hide. At the set time, the others start to look for him. Any player finding “IT” hides with him. The last one to find the hiding place is “IT” for the next game. If all those finding “IT” cannot fit into the hiding place, they must wait near it without giving the hiding place away to the other players until all have found “IT.”

15 - 20 min. discuss LESSON 5

to end of class CRAFT: COUNTRY FLAGS

MATERIALS

white construction paper
crayons/colored pencils

Before class, research your state and country flags, and flags from other countries to share with your class. Flags were used to identify people and regions. Simple colors were used since they were easily seen from a distance. After you have explained the various type flags, discuss the peoples and countries involved in this or previous lessons. What were their strengths, or weaknesses? Then have each child draw two flags, using simple colors and designs. One flag could be a biblical country or people, the other his own family flag. When each flag has been completed, allow those who wish to share do so.

CHRIST IN THE OLD TESTAMENT — LESSON 5 ANSWERS

This year we studied the book of Hebrews and some chapters in the book of Isaiah. To test your memory about the book of Hebrews, try filling in the blanks below without looking up the scripture. First, fill in the numbered spaces with the right word. If you need help, look up the scripture reference.

1. Jesus is S U P E R I O R to angels.
 16 18 14 5 15 8 13 15 Hebrews 1:4.

2. Jesus helps us when we are tempted because He was also

 T E M P T E D . Hebrews 2:18.
17 5 11 14 17 5 4

3. If you hear His voice don't H A R D E N
 7 1 15 4 5 12

 Y O U R H E A R T . Hebrews 3:7,8.
21 13 18 15 7 5 1 15 17

4. He is our High Priest. J E S U S . Hebrews 4:14.
 9 5 16 18 16

5. Jesus did not S I N . Hebrews 4:15.
 16 8 12

6. God will not forget the work and L O V E we have shown.
 10 13 19 5 Hebrews 6:10.

7. God always tells the truth, because God does not L I E .
Hebrews 6:20. 10 8 5

8. Man does this only once. D I E . Hebrews 9:27.
 4 8 5

9. We need to do this with a sincere or true heart. _D_ _R_ _A_ _W_
4 15 1 20

N _E_ _A_ _R_ _T_ _O_ _H_ _I_ _M_ . Hebrews 10:22
12 5 1 15 17 13 7 8 11

10. It is through _F_ _A_ _I_ _T_ _H_ we know how the universe
was made. 6 1 8 17 7 Hebrews 11:1

11. Unless we have faith, we cannot _P_ _L_ _E_ _A_ _S_ _E_ God.
Hebrews 11:6 14 10 5 1 16 5

12. We are surrounded by these people. _A_ _C_ _L_ _O_ _U_ _D_
1 3 10 13 18 4

O _F_ _W_ _I_ _T_ _N_ _E_ _S_ _S_ _E_ _S_ .
13 6 20 8 17 12 5 16 16 5 16
Hebrews 12:1

13. The Lord disciplines those people He _L_ _O_ _V_ _E_ _S_ .
Hebrews 12:6 10 13 19 5 16

14. The Lord is our _H_ _E_ _L_ _P_ _E_ _R_ . Hebrews 12:6
7 5 10 14 5 15

15. Our lips offer a sacrifice of _P_ _R_ _A_ _I_ _S_ _E_ .
Hebrews 13:15 14 15 1 8 16 5

16. Leaders should be _O_ _B_ _E_ _Y_ _E_ _D_ . Hebrews 13:17
13 2 5 21 5 4

Now fill in the same numbered spaces in the Bible verses quoted below.

B E L I E V E I N T H E
 2 5 10 8 5 19 5 8 12 17 7 5

L O R D J E S U S , A N D
 10 13 15 4 9 5 16 18 16 1 12 4

Y O U W I L L B E
 21 13 18 20 8 10 10 2 5

S A V E D . Acts 16:31 (NIV)
 16 1 19 5 4

Believe in the Lord Jesus, and you will be saved.

T H E R E I S S A L V A -
 17 7 5 15 5 8 16 16 1 10 19 1

T I O N I N N O O N E
 17 8 13 12 8 12 12 13 13 12 5

E L S E ! U N D E R A L L
 5 10 16 5 18 12 4 5 15 1 10 10

H E A V E N T H E R E
 7 5 1 19 5 12 17 7 5 15 5

I S N O O T H E R
 8 16 12 13 13 17 7 5 15

N A M E F O R M E N T O
 12 1 11 5 6 13 15 11 5 12 17 13

C A L L U P O N T O
 3 1 10 10 18 14 13 12 17 13

S A V E T H E M . Acts 4:12 (SLBT)
 16 1 19 5 17 7 5 11

There is salvation in no one else! Under all heaven there is no other name for men to call upon to save them.